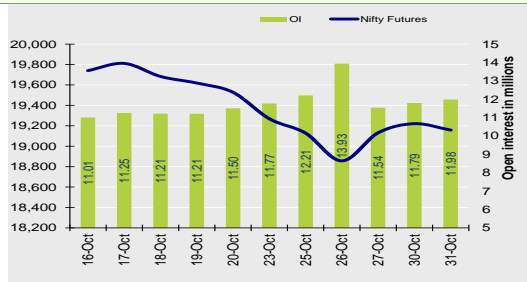


Nifty Snapshot

	Close	Prv Cl.	Ab chg	% chg
Spot	19,079.60	19,140.90	-61.30	-0.32
Futures	19,158.20	19,220.90	-62.70	-0.33
Oil(ml shr)	11.98	11.79	0.19	1.60
Vol (lots)	134120	133574	546	0.41
COC	78.60	80.00	-1.40	-1.7
PCR-OI	0.91	1.02	-0.10	-10.0

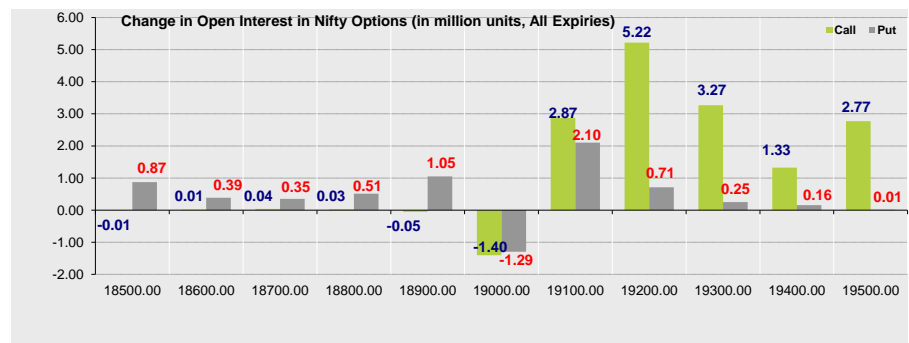
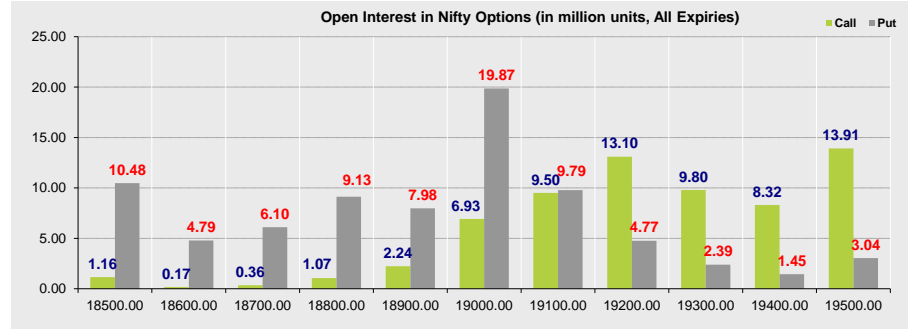
Nifty Futures Price v/s OI



Summary

- Indian markets closed on a negative note where selling was mainly seen in Banking, Automobile, Pharma sectors. Nifty Nov Future closed at 19158.20 (down 62.70 points) at a premium of 78.60 pts to spot.
- FII's were net sellers in Cash to the tune of 696.02 Cr and were net buyers in index futures to the tune of 67.97 Cr.
- India VIX increased by 2.91% to close at 11.83 touching an intraday high of 12.29.

Open Interest in Nifty Options:



- The above second chart shows previous trading day's change in Nifty options where Addition in OI were seen in 19200, 19100, 189000 strike Puts and at 19100, 19200, 19300 strike Calls indicating market is likely to remain range-bound in the near term.
- Highest OI build-up is seen at 19500 strike Calls and 19000 strike Puts, to the tune of 13.91mn and 19.87mn respectively.

Outlook on Nifty:

Index is likely to open on a flat note today and is likely to remain range-bound during the day.

Institutional Activity in previous trading session

(in Rs cr.)	Buy	Sell	Net
Index Futures	3833.72	3765.75	67.97
Index Options	2103831.06	2095707.32	8123.74
Stock Futures	14011.95	13450.25	561.70
Stock Options	13976.31	13946.90	29.41
FII Cash	10,940.20	11,636.22	-696.02
DII Cash	6,479.49	6,139.24	340.25

Net FII Activity (in Rs cr.)

Date	Idx Fut	Stk Fut	Idx Opt	Cash
31-Oct	68.0	561.7	8123.7	-696
30-Oct	-297.8	-1658.1	-30623.3	-1762
27-Oct	-111.2	373.2	-1904.8	-1500
26-Oct	-3404.9	-6703.1	-47883.3	-7703
25-Oct	-151.7	2154.6	30189.9	-4237
23-Oct	-327.6	6372.1	-14610.8	252

Technical Pivot (Intraday):

	S2	S1	PIVOT	R1	R2
NIFTY	19025	19090	19185	19250	19345
BANKNIFTY	42650	42865	43235	43445	43815

(Price is in Rs; OI is in million units; Price chg and OI chg are in percentage) **NB RESEARCH**

Fresh Longs seen in:

Scrip	Price	Price chg	OI	OI Chg
MCX	2339.1	2.4	2.4	20.2
GNFC	695.5	0.9	11.9	12.8
COROMANDEL	1040.5	0.5	1.6	9.3

Fresh Shorts seen in:

Scrip	Price	Price chg	OI	OI Chg
SIEMENS	3349.7	-3.0	2.4	12.3
PETRONET	200.9	-0.8	32.5	11.6
TVSMOTOR	1587.7	-1.1	7.2	9.2

Short Covering seen in:

Scrip	Price	Price chg	OI	OI Chg
LALPATHLAB	2421.3	1.8	0.9	-7.6
CIPLA	1205.2	0.6	9.2	-6.0
KOTAKBANK	1745.6	1.2	25.5	-5.7

Long Unwinding seen in:

Scrip	Price	Price chg	OI	OI Chg
FINNIFTY	19340.5	-0.2	0.0	-54.2
ONGC	186.4	-1.5	29.2	-3.6
INDIGO	2467.8	-1.6	6.1	-3.5

NIFTY50 Options OI (CE OI = Resistance) (PE OI = Support)

Symbol	Highest CE OI	Highest PE OI	CMP
ADANI PORTS	800	800	790
ADANI ENT	2300	1900	2307
ASIAN PAINT	3100	3000	3009
AXIS BANK	1000	950	985
BAJAJ-AUTO	5500	5000	5344
BAJAJ FINSV	1600	1600	1576
BAJ FINANCE	8000	7500	7517
BHARTIARTL	930	920	920
BPCL	350	350	352
BRITANNIA	4600	4500	4455
CIPLA	1200	1200	1205
COALINDIA	310	290	315
DIVISLAB	3600	3400	3409
DRREDDY	5500	5400	5403
EICHERMOT	3500	3300	3309
GRASIM	2000	1800	1894
HCLTECH	1300	1200	1279
HDFC BANK	1600	1500	1485
HDFCLIFE	650	600	621
HEROMOTOCO	3500	3000	3108
HINDALCO	500	450	462
HINDUNILVR	2500	2500	2481
ICICIBANK	950	900	921
ITC	440	440	431
INDUSINDBK	1500	1400	1446

NIFTY50 Options OI (CE OI = Resistance) (PE OI = Support)

Symbol	Highest CE OI	Highest PE OI	CMP
INFY	1400	1400	1374
IOC	90	90	90
JSWSTEEL	800	750	739
KOTAK BANK	1800	1700	1746
LT	3000	2800	2944
LTIM	5300	5000	5093
M&M	1500	1500	1468
MARUTI	11000	10000	10441
NESTLEIND	25000	24000	24248
NTPC	240	235	235
ONGC	190	180	186
POWERGRID	210	200	201
RELIANCE	2400	2300	2303
SBILIFE	1400	1300	1375
SBIN	600	550	568
SUNPHARMA	1100	1000	1092
TATA CONSUM	900	900	907
TATA MOTORS	700	600	633
TATA STEEL	130	120	119
TCS	3600	3400	3388
TECHM	1200	1100	1128
TITAN	3300	3100	3204
ULTRACEMCO	8500	8000	8460
UPL	600	500	544
WIPRO	400	400	384

OI against MWPL

Symbol	MWPL	Open Interest	Limit for next day	% OI
GNFC	18282414	20191600	Ban	110%
MANAPPURAM	109688743	91488000	12716305	83%
IBULHSGFIN	89610825	68487900	16642383	76%
PNB	591377974	438368000	123441075	74%
CHAMBLFERT	32829989	24050200	7138289	73%
ZEEL	184440627	133878000	41340595	73%
CANBK	134484114	96446700	31313208	72%
INDUSTOWER	166969318	115991000	42629852	69%
HINDCOPPER	65482129	45028800	17179222	69%
UPL	101555650	68573700	27904167	68%
INDIACEM	44366511	29675700	12472485	67%
DELTACORP	35709031	23368400	10555179	65%
NMDC	229794455	150133500	68171232	65%
BALRAMCHIN	23040698	14595200	7293463	63%
SAIL	289139949	179880000	94802951	62%
PVRINOX	14183747	8777362	4697197	62%
M&MFIN	117858097	72404000	39561192	61%
ABFRL	83537114	50445200	28915058	60%
BIOCON	93328354	56065000	32596936	60%
BHEL	256482590	152664750	90993710	60%
L&TFH	168147913	99676618	60063899	59%
SUNTV	19704232	11631000	7088020	59%
NATIONALUM	178967755	104985000	65034367	59%
METROPOLIS	5142957	2980800	1905009	58%
IDFCFIRSTB	796349193	461205000	295326733	58%
RBLBANK	119927306	69267500	44663440	58%
AARTIIND	40851736	23034000	15775149	56%
LICHSGFIN	60244101	32764000	24467895	54%
PEL	23951791	12785250	9968951	53%
BANDHANBNK	193348108	101095000	82585702	52%
HINDPETRO	127940594	66835800	54707764	52%
MCX	10180563	5254000	4417534	52%
AMBUJACEM	146036127	74710800	64023520	51%

OI against MWPL

Symbol	MWPL	Open Interest	Limit for next day	% OI

Derivative Recommendations:

Stock Name	Call (Buy/Sell)	Entry price	Targets	Stop Loss	Duration	Status
GAIL Future	Buy	119	129	114	1-2 Days	Open
CHOLAFIN FUT	Sell	1147.4	1090	1170	1-2 Days	Open
COLPAL 2140CE	Buy	35	60	22	1-2 Days	Open

FROM THE EQUITY DERIVATIVE DESK:

NIRAV HARISH CHHEDA
AVP - DERIVATIVES AND TECHNICAL RESEARCH
E-Mail: nirav.chheda@nirmalbang.com
Tel no: 6273-8199/8000

AMIT BHUPTANI
SNR.DERIVATIVES AND TECHNICAL RESEARCH ANALYST
E-Mail: amit.bhuptani@nirmalbang.com
Tel no: 6273-8242/8000

DISCLOSURES

Research Reports that are published by Nirmal Bang Securities Private Limited (hereinafter referred to as "NBSPL") are for private circulation only. NBSPL is a registered Research Analyst under SEBI (Research Analyst) Regulations, 2014 having Registration no. INH000001766. NBSPL is also a registered Stock Broker with National Stock Exchange of India Limited, BSE Limited, Metropolitan Stock Exchange of India Limited, Multi Commodity Exchange of India Limited, National Commodity and Derivative Exchange Limited and Indian Commodity Exchange Limited in cash and Equity and Commodities derivatives segments.

NBSPL has other business divisions with independent research teams separated by Chinese walls, and therefore may, at times, have different or contrary views on stocks and markets.

NBSPL or its associates have not been debarred / suspended by SEBI or any other regulatory authority for accessing / dealing in securities Market. NBSPL, its associates or analyst or his relatives do not hold any financial interest (Except Investment) in the subject company. NBSPL or its associates or Analyst do not have any conflict or material conflict of interest at the time of publication of the research report with the subject company. NBSPL or its associates or Analyst or his relatives may or may not hold beneficial ownership of 1% or more in the subject company at the end of the month immediately preceding the date of publication of this research report.

NBSPL or its associates / analyst has not received any compensation / managed or co-managed public offering of securities of the company covered by Analyst during the past twelve months. NBSPL or its associates have not received any compensation or other benefits from the company covered by Analyst or third party in connection with the research report. Analyst has not served as an officer, director or employee of Subject Company. NBSPL / analyst has not been engaged in market making activity of the subject company.

Analyst Certification: The research analysts and authors of these reports, hereby certify that the views expressed in this research report accurately reflects my/our personal views about the subject securities, issuers, products, sectors or industries. It is also certified that no part of the compensation of the analyst(s) was, is, or will be directly or indirectly related to the inclusion of specific recommendations or views in this research. The analyst(s) principally responsible for the preparation of this research report and has taken reasonable care to achieve and maintain independence and objectivity in making any recommendations.

DISCLAIMER

This report is for the personal information of the authorized recipient and does not construe to be any investment, legal or taxation advice to you. NBSPL is not soliciting any action based upon it. Nothing in this research shall be construed as a solicitation to buy or sell any security or product, or to engage in or refrain from engaging in any such transaction. In preparing this research, we did not take into account the investment objectives, financial situation and particular needs of the reader.

This research has been prepared for the general use of the clients of NBSPL and must not be copied, either in whole or in part, or distributed or redistributed to any other person in any form. If you are not the intended recipient you must not use or disclose the information in this research in any way. Though disseminated to all the customers simultaneously, not all customers may receive this report at the same time. NBSPL will not treat recipients as customers by virtue of their receiving this report. This report is not directed or intended for distribution to or use by any person or entity resident in a state, country or any jurisdiction, where such distribution, publication, availability or use would be contrary to law, regulation or which would subject NBSPL & its group companies to registration or licensing requirements within such jurisdictions.

The report is based on the information obtained from sources believed to be reliable, but we do not make any representation or warranty that it is accurate, complete or up-to-date and it should not be relied upon as such. We accept no obligation to correct or update the information or opinions in it. NBSPL or any of its affiliates or employees shall not be in any way responsible for any loss or damage that may arise to any person from any inadvertent error in the information contained in this report. NBSPL or any of its affiliates or employees do not provide, at any time, any express or implied warranty of any kind, regarding any matter pertaining to this report, including without limitation the implied warranties of merchantability, fitness for a particular purpose, and non-infringement. The recipients of this report should rely on their own investigations.

This information is subject to change without any prior notice. NBSPL reserves its absolute discretion and right to make or refrain from making modifications and alterations to this statement from time to time. Nevertheless, NBSPL is committed to providing independent and transparent recommendations to its clients, and would be happy to provide information in response to specific client queries.

Before making an investment decision on the basis of this research, the reader needs to consider, with or without the assistance of an adviser, whether the advice is appropriate in light of their particular investment needs, objectives and financial circumstances. There are risks involved in securities trading. The price of securities can and does fluctuate, and an individual security may even become valueless. International investors are reminded of the additional risks inherent in international investments, such as currency fluctuations and international stock market or economic conditions, which may adversely affect the value of the investment. Opinions expressed are subject to change without any notice. Neither the company nor the director or the employees of NBSPL accept any liability whatsoever for any direct, indirect, consequential or other loss arising from any use of this research and/or further communication in relation to this research. Here it may be noted that neither NBSPL, nor its directors, employees, agents or representatives shall be liable for any damages whether direct or indirect, incidental, special or consequential including lost revenue or lost profit that may arise from or in connection with the use of the information contained in this report.

Copyright of this document vests exclusively with NBSPL. Our reports are also available on our website www.nirmalbang.com